

Clear panels



Clear Panels

Clear Panels is a non-acoustic panel, ideal for both residential and commercial use. In residential environments, it can be used to give rooms a stylish and modern appearance while contributing to creating a comfortable atmosphere. In commercial settings such as offices, restaurants, hotels, and retail stores, the panel can be used to create a professional and inviting atmosphere that impresses customers and guests.

Clear Panels are available in three types of wood and can be combined with a core of either black or brown MDF. Our genuine wood veneers have natural shade differences that add character and create a unique atmosphere in any room. Please note that these shade differences may vary.

With Fog & Venø Clear Panels, you get

Creative freedom

Clear Panels offer endless possibilities to create your own unique expression and design.

Exclusive design

Our panels are designed with a focus on aesthetics and elegance.

Danish craftsmanship

Danish design and production ensure a high standard of quality.

Environmentally friendly materials

Our panels are made from FSC™ certified wood.

The responsible choice

After their lifespan, the panels can be recycled, underscoring our commitment to responsible design and environmental awareness.

Features:


- **Local production**
All panels are produced in Denmark.
- **Attractive square meter price**
Competitive price per square meter.
- **Quick assembly**
Easy and quick installation.
- **Minimal use of tools**
Requires only a few tools for installation and adjustment.
- **Lightweight construction**
The panels have a low weight, which simplifies handling.
- **Varied surface options**
Options for different veneer surfaces and core colors.
- **Veneer oiling**
Optional purchase of care oils for maintenance and toning of the surface veneer.
- **Environmentally certified materials**
FSC®-certified MDF and veneer, and CARB2-approved MDF.
- **Cleaning**
Our panels can easily be cleaned with a wrung-out damp cloth.



These panels are made from FSC™ certified wood and veneer and other controlled materials. FSC™ C165957



Sorted as recycled wood.



Oak

















Smoked Oak



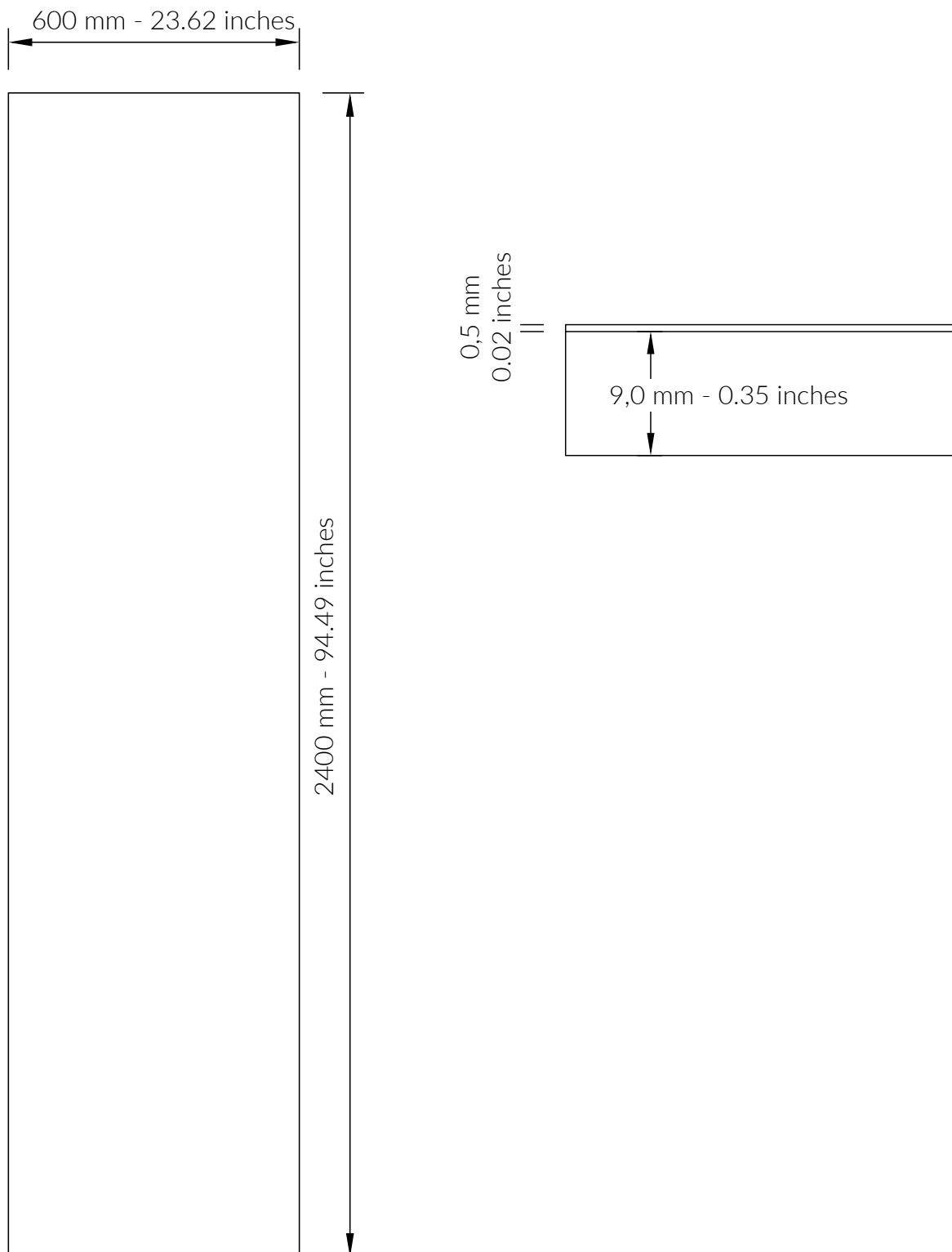
American Walnut

Specifications


 Veneer	 Core	 Dimensions	 m ²	 Weight
American Walnut		9,5 x 600 x 600 mm - 0.37 x 23.62 x 23.62 inches	0,36	2,8 kg
		9,5 x 600 x 1200 mm - 0.37 x 23.62 x 47.24 inches	0,72	5,6 kg
		9,5 x 600 x 2400 mm - 0.37 x 23.62 x 94.49 inches	1,44	11,2 kg
Oak		9,5 x 600 x 600 mm - 0.37 x 23.62 x 23.62 inches	0,36	2,8 kg
		9,5 x 600 x 1200 mm - 0.37 x 23.62 x 47.24 inches	0,72	5,6 kg
		9,5 x 600 x 2400 mm - 0.37 x 23.62 x 94.49 inches	1,44	11,2 kg
Smoked Oak		9,5 x 600 x 600 mm - 0.37 x 23.62 x 23.62 inches	0,36	2,8 kg
		9,5 x 600 x 1200 mm - 0.37 x 23.62 x 47.24 inches	0,72	5,6 kg
		9,5 x 600 x 2400 mm - 0.37 x 23.62 x 94.49 inches	1,44	11,2 kg

Tolerances

Tolerances: +/- 1mm (0.04 inches) for angularity, +/- 1mm (0.04 inches) for thickness, weight +/- 10%



Mounting instructions



Method 1

- Installation with visible screws

For installation with visible screws, use 3.5x40mm screws.

Number of screws per panel:

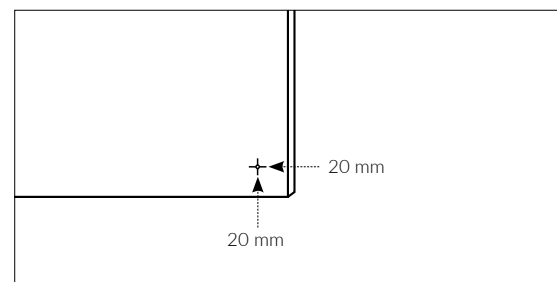
600x600mm (23.62x23.62 inch) panel: 4 screws

600x1200mm (23.62x47.24 inch) panel: 6 screws

600x2400mm (23.62x94.49 inch) panel: 10 screws

1. Preparation for drilling

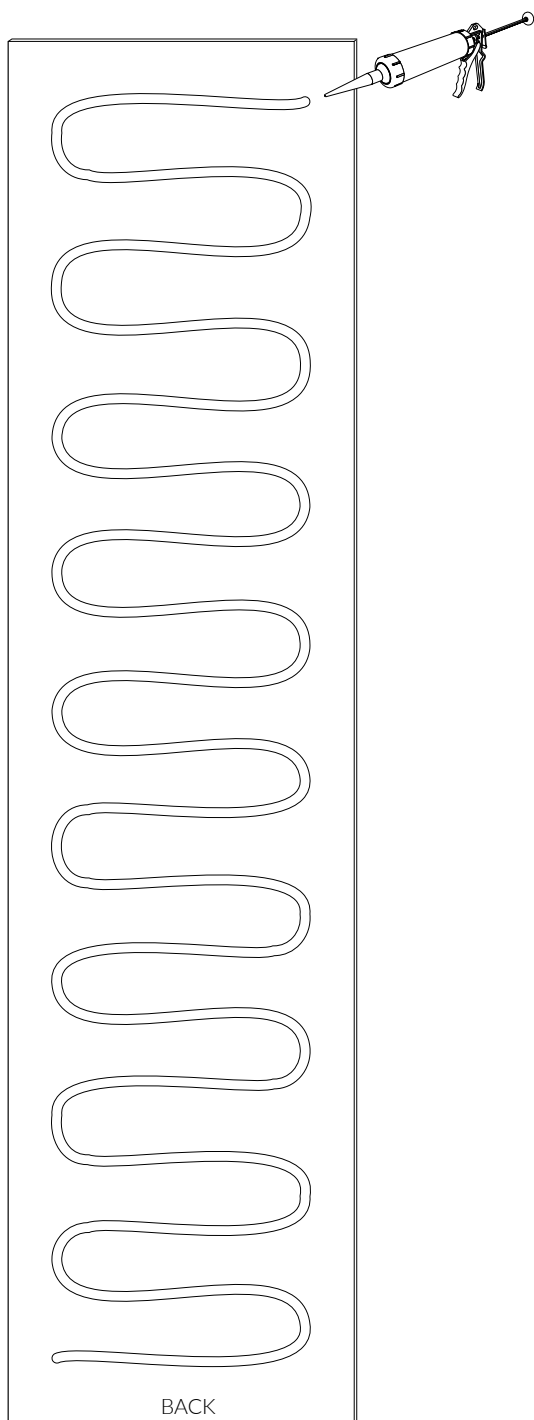
- Use a 4 mm drill bit for drilling holes for mounting.



- Place the holes 20 mm (0.79 inches) from both edges, with a spacing of about 600 mm (23.62 inches) along the edge.

2. Mounting

- Screw a screw into each of the corners of the subject.
- Secure additional screws along the edge of the board.



Method 2

- Installation with mounting adhesive

When using mounting adhesive, it is recommended to use about one 290 ml tube per board with dimensions of 600x2400 mm (23.62x94.49 inches).

1. Preparation of the mounting area

- Ensure that both the wall and the back of the board are free from grease and dust. Make sure the surfaces are dry and that the wall has a suitable surface for good adhesion.

2. Application of mounting adhesive

- Evenly distribute the mounting adhesive across the entire back of the board.

3. Mounting


- Gently press the board against the wall and hold it in place in the desired position.

Adjustment of the panel:

If you need to adjust the width or length of the Clear Panels, we recommend using a plunge saw or circular saw for cutting.

Alternative mounting:

Nail gun pins



FOG & VENØ A/S

Fog & Venø is a leading Danish manufacturer of acoustic and decorative panels, with and without acoustic properties. These products are designed and manufactured with a focus on Danish craftsmanship and a constant pursuit of high quality.

The panels are suitable for installation on both walls and ceilings.

Fog & Venø has a strategic partnership with the world's leading suppliers of materials such as wood veneer, linoleum, foil, and laminate, ensuring that all Fog & Venø products maintain a high standard and a wide range of options. This means that there is constant reverberation in the room, and this is where our acoustic panels make a significant difference.

Our Danish-made acoustic panels break the sound and absorb the sound wave, so it dies out when it hits the panels. This means that the sound wave is eliminated and the reverberation time is shortened, which will improve the indoor climate and the feeling of well-being in the room, whether it is private, commercial, or public constructions we are talking about.

Contactinformation

Fog & Venø A/S
Buntmagervej 5, DK-7490 Aulum
Tel: (+45) 88 77 83 70
hello@fog-veno.com
www.fog-veno.com