

LINOLEUM PANELS



1

PRODUCT INFORMATION



BY VENO

LINOLEUM PANELS



BY VENØ is Danish design and acoustic panels in wood with several variants of slats for walls and ceilings in high quality.

Behind the BY VENØ brand is Fog & Venø A/S, which is responsible for all design and production. At Fog & Venø A/S, in addition to design, we also focus on the green transition in our choice of materials and handling of the product after use.

Fog & Venø produces panels in various sizes, both for private and professional actors in the construction industry.

To ensure the highest quality of our products, all panels are quality controlled during production and packing to avoid defects on acoustic panels before they are shipped to the customer.

With BY VENØ acoustic panels, you will achieve improved indoor climate and well-being in both private homes and workplaces.

2

Acoustic panels can attenuate and stop reverberation time in a room where several people are staying at the same time. With the right set-up, noise can be reduced by up to 50%.

Our acoustic panels are typically produced with a PET felt back sheet. PET felt is typically made of 50% virgin plastic and 50% recycled plastic. Our slats are either made of MDF or plywood with natural veneer glued to the front. This means that there may be shade differences in the expression of the veneer.

Why choose BY VENØ?

- Good acoustics
- Danish design
- Danish quality product
- Healthy indoor environment that promotes well-being
- Easy and quick assembly

How to create the ideal sound experience in a room.

The importance of acoustic control is underestimated in many buildings. Sound affects us in our daily lives. It can make the difference between a good and a bad day at school, work, the cinema, the theatre, etc.

Reduce noise levels effectively with BY VENØ acoustic panels.

How do you create the ideal indoor climate, both in private homes and at work?

Do you have challenges with hearing what others say when more people are in the room?

The challenge

with poor acoustics, is well known and a big challenge for many people!

What is the cause of bad sound and what can we do to improve it?

Sound waves travel around the room, and each time the sound wave hits a hard surface, it is thrown back out into space, where its reverberation time becomes shorter and shorter over time. With more people, phones and small talk, there is constant reverberation in the room; this is where our acoustic panels make a big difference.

Our Danish-made acoustic panels break the sound and absorb the sound wave, so it dies out when it hits the panels. This means that the sound wave is eliminated and the reverberation time is shortened, which will improve the indoor climate and the feeling of well-being in the room, whether we are talking about private, commercial or public buildings.



Pebble Burgundy Conifer Smokey Blue Midnight Blue Olive Pistacio Powder Aquavert Salsa
























































































3

Pearl Mushroom Ash Vapour Spring Green Pewter Nero Iron Mauve Orange Blast

LUX PANELS specifications



 Surface	 Core	 Felt	 Dimensiones	 m ²	 Weight
Linoleum Nero			20 x 600 x 2400 mm / 0.79 x 23.62 x 94.49 in.	1,44	10,3 kg
Linoleum Ash			20 x 600 x 2400 mm / 0.79 x 23.62 x 94.49 in.	1,44	10,3 kg
Linoleum Burgundy			20 x 600 x 2400 mm / 0.79 x 23.62 x 94.49 in.	1,44	10,3 kg
Linoleum Pewter			20 x 600 x 2400 mm / 0.79 x 23.62 x 94.49 in.	1,44	10,3 kg
Linoleum Pearl			20 x 600 x 2400 mm / 0.79 x 23.62 x 94.49 in.	1,44	10,3 kg
Linoleum Salsa			20 x 600 x 2400 mm / 0.79 x 23.62 x 94.49 in.	1,44	10,3 kg
Linoleum Mauve			20 x 600 x 2400 mm / 0.79 x 23.62 x 94.49 in.	1,44	10,3 kg
Linoleum Conifer			20 x 600 x 2400 mm / 0.79 x 23.62 x 94.49 in.	1,44	10,3 kg
Linoleum Pebble			20 x 600 x 2400 mm / 0.79 x 23.62 x 94.49 in.	1,44	10,3 kg
Linoleum Mushroom			20 x 600 x 2400 mm / 0.79 x 23.62 x 94.49 in.	1,44	10,3 kg
Linoleum Vapour			20 x 600 x 2400 mm / 0.79 x 23.62 x 94.49 in.	1,44	10,3 kg
Linoleum Iron			20 x 600 x 2400 mm / 0.79 x 23.62 x 94.49 in.	1,44	10,3 kg
Linoleum Smokey Blue			20 x 600 x 2400 mm / 0.79 x 23.62 x 94.49 in.	1,44	10,3 kg
Linoleum Aquavert			20 x 600 x 2400 mm / 0.79 x 23.62 x 94.49 in.	1,44	10,3 kg
Linoleum Midnight Blue			20 x 600 x 2400 mm / 0.79 x 23.62 x 94.49 in.	1,44	10,3 kg
Linoleum Spring Green			20 x 600 x 2400 mm / 0.79 x 23.62 x 94.49 in.	1,44	10,3 kg
Linoleum Pistachio			20 x 600 x 2400 mm / 0.79 x 23.62 x 94.49 in.	1,44	10,3 kg
Linoleum Olive			20 x 600 x 2400 mm / 0.79 x 23.62 x 94.49 in.	1,44	10,3 kg
Linoleum Powder			20 x 600 x 2400 mm / 0.79 x 23.62 x 94.49 in.	1,44	10,3 kg
Linoleum Orange Blast			20 x 600 x 2400 mm / 0.79 x 23.62 x 94.49 in.	1,44	10,3 kg
4 Linoleum Nero			20 x 600 x 3000 mm / 0.79 x 23.62 x 118.11 in.	1,8	12,9 kg
Linoleum Ash			20 x 600 x 3000 mm / 0.79 x 23.62 x 118.11 in.	1,8	12,9 kg
Linoleum Burgundy			20 x 600 x 3000 mm / 0.79 x 23.62 x 118.11 in.	1,8	12,9 kg
Linoleum Pewter			20 x 600 x 3000 mm / 0.79 x 23.62 x 118.11 in.	1,8	12,9 kg
Linoleum Pearl			20 x 600 x 3000 mm / 0.79 x 23.62 x 118.11 in.	1,8	12,9 kg
Linoleum Salsa			20 x 600 x 3000 mm / 0.79 x 23.62 x 118.11 in.	1,8	12,9 kg
Linoleum Mauve			20 x 600 x 3000 mm / 0.79 x 23.62 x 118.11 in.	1,8	12,9 kg
Linoleum Conifer			20 x 600 x 3000 mm / 0.79 x 23.62 x 118.11 in.	1,8	12,9 kg
Linoleum Pebble			20 x 600 x 3000 mm / 0.79 x 23.62 x 118.11 in.	1,8	12,9 kg
Linoleum Mushroom			20 x 600 x 3000 mm / 0.79 x 23.62 x 118.11 in.	1,8	12,9 kg
Linoleum Vapour			20 x 600 x 3000 mm / 0.79 x 23.62 x 118.11 in.	1,8	12,9 kg
Linoleum Iron			20 x 600 x 3000 mm / 0.79 x 23.62 x 118.11 in.	1,8	12,9 kg
Linoleum Smokey Blue			20 x 600 x 3000 mm / 0.79 x 23.62 x 118.11 in.	1,8	12,9 kg
Linoleum Aquavert			20 x 600 x 3000 mm / 0.79 x 23.62 x 118.11 in.	1,8	12,9 kg
Linoleum Midnight Blue			20 x 600 x 3000 mm / 0.79 x 23.62 x 118.11 in.	1,8	12,9 kg
Linoleum Spring Green			20 x 600 x 3000 mm / 0.79 x 23.62 x 118.11 in.	1,8	12,9 kg
Linoleum Pistachio			20 x 600 x 3000 mm / 0.79 x 23.62 x 118.11 in.	1,8	12,9 kg
Linoleum Olive			20 x 600 x 3000 mm / 0.79 x 23.62 x 118.11 in.	1,8	12,9 kg
Linoleum Powder			20 x 600 x 3000 mm / 0.79 x 23.62 x 118.11 in.	1,8	12,9 kg
Linoleum Orange Blast			20 x 600 x 3000 mm / 0.79 x 23.62 x 118.11 in.	1,8	12,9 kg



Q&A



How large an area can I cover with acoustic panels?

As a starting point, we recommend that you cover approximately 20% of the wall area or about 30% of the floor area in the room to improve the room's sound quality significantly.

Cleaning?

Our acoustic panels can be easily cleaned with a wrung damp cloth or with a vacuum cleaner.

Mounting of panels

It's super easy to install our acoustic panels. Mounting can be done directly on the wall with glue or screws - or on 45mm laths.

When mounting with screws, we recommend 15 screws per panel (4.5x45mm) for a panel length of 240cm (18-21 pcs for 300/360cm)

See assembly drawing on page 6.

Tolerances/Deviations from specified dimensions

Tolerances: +/- 3mm.

Angularity: length/width +/- 2mm.

Weight +/- 10%

Our slats are either made of MDF or plywood, with real veneer glued to the front. This means that there may be shade differences in the expression of the veneer.

Disposal/Recycling:


Sustainability is an important part of our DNA. Therefore, we have focused on making the handling of our panels after use as simple as possible (see illustration to the right).

1. The felt (backing) is removed from the slats and disposed of as plastic waste, which can be recycled.


2. The slats are sorted as recycled wood, which can be recycled into new materials.

Products that fit the panel:

- Screws 4.5 x 45 mm. black
- Glue: 290ml. mounting glue



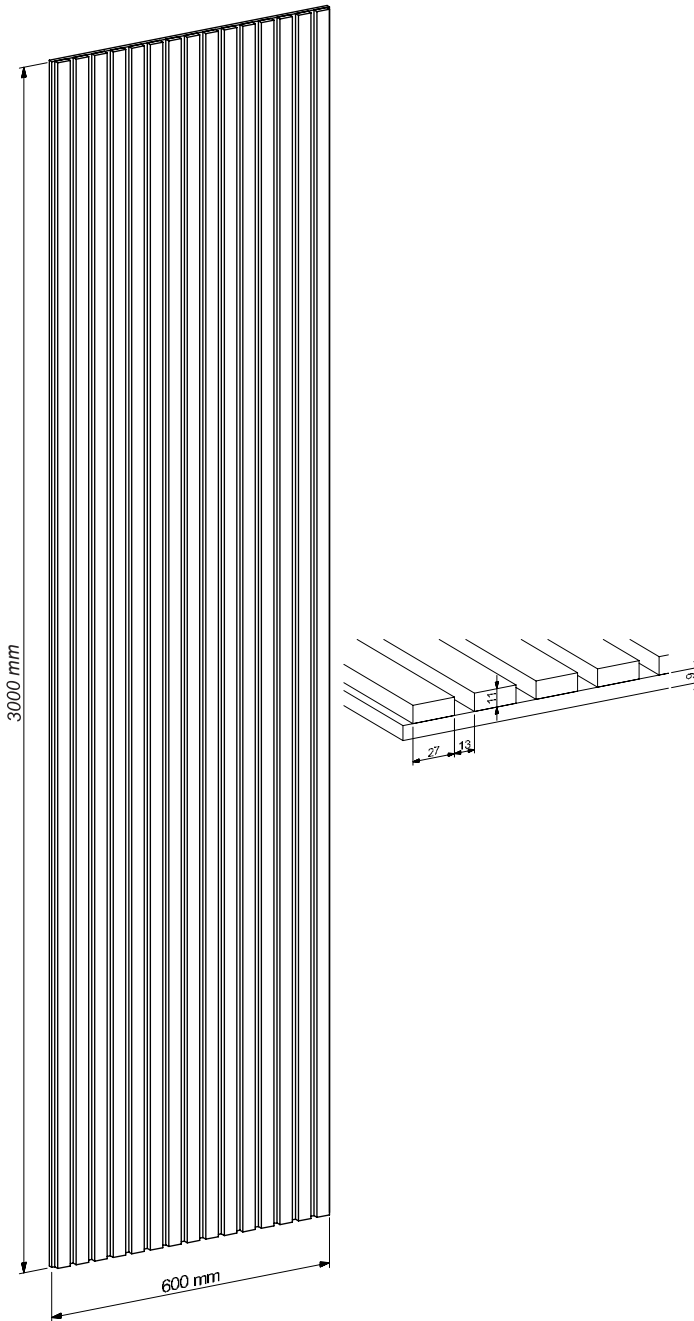
5



Panel mounting



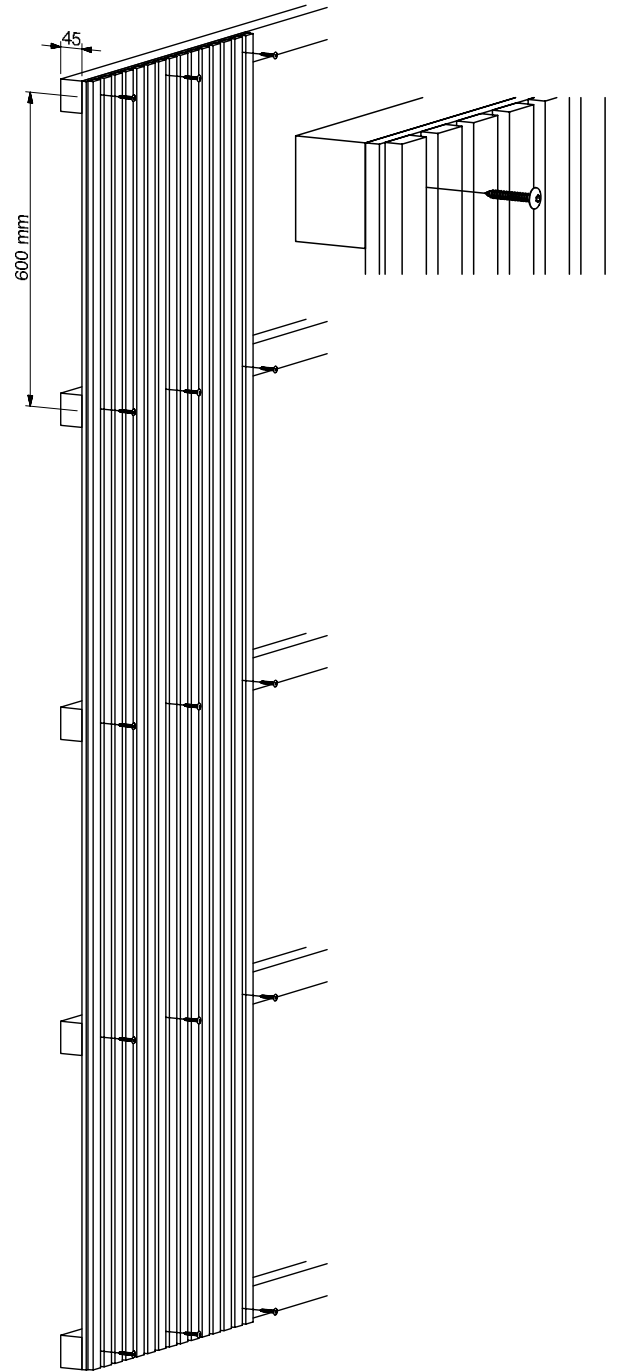
Figure 1:



6

Milimeters	Inches
3000 mm	118.11 in
600 mm	23.62 in.
27 mm	1.06 in.
13 mm	0.51 in.
11 mm	0.43 in.
9 mm	0.35 in.

Figur 2:



Milimeters	Inches
600 mm	23.62 in.
45 mm	1.77 in.



Measurement of sound-absorption

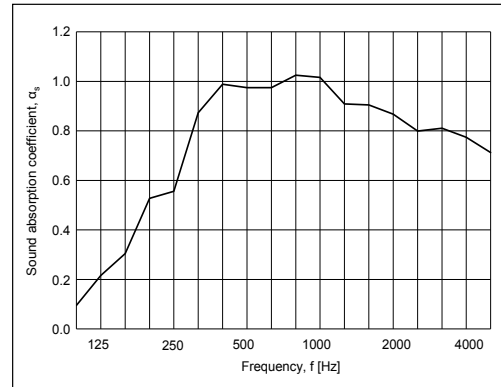
Measurement of sound absorption coefficient acc. DS/EN ISO 354:2003

Figur 3:

Mounting: Spacing 45mm behind panels.
Closed frame around edges.

Test Area 10.8 m²
Room volume 215 m³
Room surface area 305 m²

Frequency [Hz]	α_s
100	0.09
125	0.22
160	0.30
200	0.53
250	0.56
315	0.87
400	0.99
500	1.97
630	0.97
800	1.02
1k	1.02
1.25k	0.91
1.6k	0.90
2k	0.87
2.5k	0.80
3.15k	0.81
4k	0.77
5k	0.71

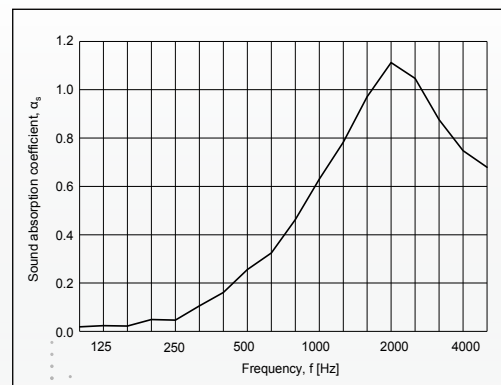


Figur 4:

Mounting: The 11 panels were laid out flat on the concrete floor in the reverberation test room.
Closed frame around edges.

Test Area 10.8 m²
Room volume 215 m³
Room surface area 305 m²

Frequency [Hz]	α_s
100	0.02
125	0.02
160	0.02
200	0.05
250	0.05
315	0.11
400	0.16
500	0.26
630	0.32
800	0.46
1k	0.63
1.25k	0.78
1.6k	0.97
2k	1.11
2.5k	1.05
3.15k	0.88
4k	0.75
5k	0.68




Tests:

Formaldehyde test: Danish Technological Institute
Indoor climate test: Danish Technological Institute
Sound Absorption test: Danish Technological Institute

B-S1-D0 (Applies only for polyester)





Contact information:

Fog & Venø A/S
Buntmagervej 5,
DK-7490 Aulum
Tlf: (+45) 88 77 83 70
hello@fog-veno.com
www.byveno.com